

SUPRA PLUS

Stainless Steel Single Wall
Chimney System



SUPRA PLUS is British built and specifically designed for today's modern high efficiency appliances that operate under positive pressure and condensing condition.



Manufactured in the UK



www.sflchimneys.com



Flue & Air Care
Since 1919

ABOUT US

Sphering is the leading industrial player in flue and chimney systems in Europe.

With +1000 experienced people across Europe, Sphering is an EU market maker with renowned expertise in design, manufacturing and distribution of advanced air and flue care systems.



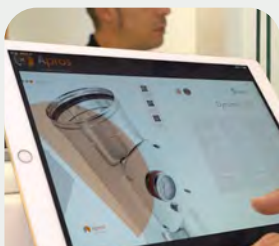
+1000
Employees

8
Production Plants

26
Distribution Branches

A UNIQUE COMBINATION OF LOCAL APPROACH AND GLOBAL EFFICIENCY WE CARE TO DO WELL BY DOING GOOD


With customers



With employees



With secured and efficient product



With the environment & society



EVERYTHING CHANGED IN 100 YEARS EXCEPT OUR VALUES

Staying loyal to its historical values and operating with an exclusive industrial model based on the autonomy of its brands, Sphering has become, in a century, an ethical industrial collider in Europe.

Since 1919
100 YEARS
of passion



Reliable Partner




Leading Edge



Family long-term horizon



No Shortcut



Local approach



OUR R&D AND INNOVATION CENTERS

We are here to stay and we collectively enable our capacity to answer our industry requirements.

MORE THAN 150 TESTS PER YEAR

These tests are based on requirements we have set up in order to guarantee our customers the highest levels of security and performance.



Thermal




Mechanical



Tightness

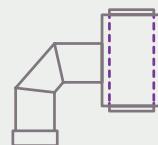


Fine dust



DESIGN & TEST FOR MANUFACTURERS

To ensure advanced safety, performance, quality and innovation.



Special pieces co-development



Pairing test certification

SUPRA PLUS

Condensing & High Pressure
Single Wall Chimney System



British Built
Flue System



Commercial
Application



80-350mm
Diameter



T200 / T450
Rating



Condensate
Resistant (W)



PI / HI
Rating



Factory Fitted
Seals



Year Product
Warranty



Product &
Downloads
QR Code

SUPRA PLUS® is a British built single wall chimney system designed specifically for today's modern high efficiency appliances that operate under positive pressure and condensing conditions.

SUPRA PLUS offers several design advantages, including factory fitted and bonded triple lip elastomer seals, heavy and light duty locking bands and an extensive range of ancillary components to suit all varying site conditions. All fittings have been designed to be as compact as possible to service the needs of smaller plant rooms and specifically for wall-hung and modular appliances.

SUPRA PLUS has a wide range of applications and is suitable for use on gas and kerosene fired appliances where the flue gas temperature does not exceed 200°C and where any positive pressure does not exceed that stated in Table A. As well as being approved as a System Chimney, SUPRA PLUS is also approved for use as a rigid chimney liner and where local regulations permit, as a connecting flue pipe. With the seals removed, Supra Plus is also suitable as a rigid liner for flue gas temperatures up to 450°C when operating under negative draught conditions.

This makes SUPRA PLUS an ideal solution for today's high efficiency condensing appliances and applications that require up to 5000Pa (H1) positive pressure.

SUPRA PLUS is manufactured in 9 diameters ranging from 80mm to 350mm and consists of a range of lengths and fittings which simply push-fit together, and which are secured with a locking band and available with a wide range of support components that cater for both lateral and vertical structural loading of the product.

Larger diameters are available in the SUPRA XL® range covering 400, 500 and 600mm internal diameter. SUPRA XL is available in both 1mm and 0.6mm 316L stainless. Please refer to separate sales literature.

Typical Applications

- Gas / Kerosene Condensing Boilers
- Chimney Relining
- Fume Extraction
- Coffee Roasters
- Cascade Boiler Installations
- Biomass
- Air inlet Ducting



Table A

SUPRA PLUS product designations to BS EN 1856-1/2							
Product Description	Standard Number	Temperature Class	Pressure Class	D = Dry W = Wet	Corrosion Class	Material Specification Liner Grade 316L Liner Thickness 0.5	Sootfire Resistance G= Yes O= No
SUPRA PLUS	BS EN 1856-1	T200	PI	W	V2	L50050	O(X)
SUPRA PLUS	BS EN 1856-1	T200	HI	W	V2	L50050	O(X)
(1) SUPRA PLUS	BS EN 1856-2	T200	PI	W	V2	L50050	O
(1) SUPRA PLUS	BS EN 1856-2	T200	HI	W	V2	L50050	O
(2) SUPRA PLUS (SR)	BS EN 1856-2	T450	NI	D	V2	L50050	G
(3) SUPRA PLUS (SR)	BS EN 1856-2	T450	NI	D	V2	L50050	G(450)M

Notes

- (1) Installed as a rigid liner within a masonry shaft - T200 PI / HI O
- (2) Installed as a rigid liner within a masonry shaft - T450 NI G
- (3) Installed as a connecting flues where regulations permit -T450 NI G450 M
- (SR) Denotes Seals Removed
- (X) Distance To Combustible (DN80 - DN300) = 200mm (DN350) = 300mm
- Tested within a open environment

Approvals

SUPRA PLUS is CE and UKCA certified to BS EN 1856-1 & 2, certificate No. 0036-CPR-91455 and 0168-CPR-91455 respectively to the performance designations as detailed in Table A above.

Quality

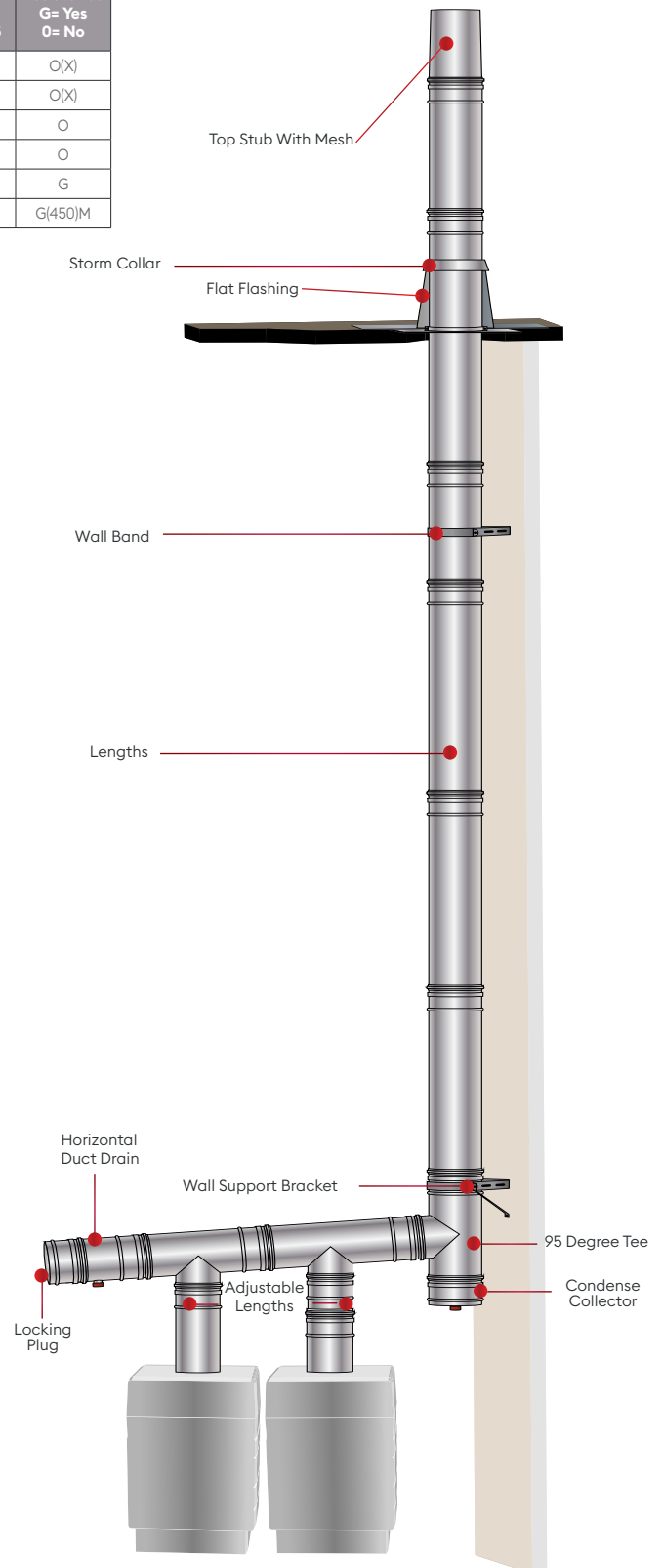
All components are manufactured under a quality management system, certificate No. FM557622, administered by British Standards in accordance with ISO 9001: 2015. In addition, SFL operate a CE approved factory production control system as required under the Construction Products Regulation.

Construction

The entire SUPRA PLUS system is manufactured from 0.5mm thick corrosion-resistant grade 316L stainless steel and is manufactured using a fully welded construction together with precision formed close tolerance joints. Condensate and pressure resistance is achieved by a factory fitted three lip elastomer seal located in a recess within the female end.

Warranty

SUPRA PLUS is backed by a comprehensive 20-year manufacturing defects warranty. The 20-year warranty is a measure of our confidence in the manufactured quality and installed reliability of our flue systems and gives added peace of mind for any installation.



IMPORTANT (Always Read The Installation Instructions)

For detailed information regarding design, installation and application of this product, please refer to the separate installation instructions available on the website which can also be accessed from the QR code on page 18.

Partner with us, succeed together.

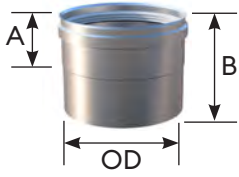
Need assistance with your residential or commercial flue project? Our team of experienced experts is here to help at every stage. We offer product selection and design assistance, conduct system surveys, and work with key installation partners to provide bespoke turnkey packages tailored to your needs.

www.sflchimneys.com
info@sflchimneys.com
01271 326633

Adaptors

Appliance Adaptor

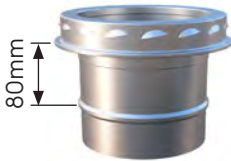
Used to connect the SUPRA PLUS product to the appliance. The interface between the Adaptor and the appliance outlet should be sealed with silicone sealant when used on condensing appliances, unless the appliance incorporates a seal at the outlet.



Ø	A(mm)	B(mm)	OD	Code
80mm	55	105	77	4119308
100mm	55	105	97	4119310
130mm	55	105	127	4119313
150mm	55	105	147	4119315
180mm	55	105	177	4119318
200mm	55	105	197	4119320
250mm	55	105	247	4119325
300mm	55	105	297	4119330
350mm	55	105	347	4119335

SUPRA PLUS - Nova Adaptor


Designed to facilitate connection from the SUPRA PLUS to NOVA chimney system.



Ø	Code
80mm SUPRA PLUS to 100mm NOVA	4179608
100mm	4179610
130mm	4179613
150mm	4179615
180mm	4179618
200mm	4179620
250mm	4179625
300mm	4179630
350mm	4179635

NOVA - SUPRA PLUS Adaptor

Designed to facilitate connection from the NOVA chimney system to SUPRA PLUS.



Ø	Code
80mm SUPRA PLUS to 100mm NOVA	4179608
100mm	4179710
130mm	4179713
150mm	4179715
180mm	4179718
200mm	4179720
250mm	4179725
300mm	4179730
350mm	4179735

SUPRA PLUS

Adaptor to Flex (PI)

Used to connect the SUPRA PLUS product to a generic liner providing it meets the dimension of the adaptor. Supplied with easy fit clamping band.



Ø	A(mm)	B(mm)	C(mm)	Code
100mm	96	113	88	4111710
130mm	121	138	88	4111713
150mm	146	163	88	4111715
180mm	171	190	88	4111718
200mm	196	213	88	4111720
250mm	246	263	88	4111725
300mm	296	313	88	4111730
350mm	346	363	88	4111735

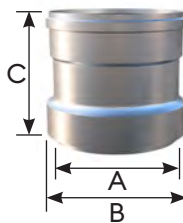
Adaptor from Flex (PI)

Used to connect the SUPRA PLUS product from a generic liner, providing it meets the dimension of the adaptor. Supplied with an easy fit clamping band.

Ø	A(mm)	B(mm)	C(mm)	Code
100mm	96	113	138	4112110
130mm	121	138	138	4112113
150mm	146	163	138	4112115
180mm	171	193	138	4112118
200mm	196	213	138	4112120
250mm	246	263	138	4112125
300mm	296	313	138	4112130
350mm	346	363	138	4112135

80mm SUPRA PLUS - 100mm Flex Adaptor (PI)

Used to connect from 80mm SUPRA PLUS to 100mm generic flexible chimney liner. Supplied with easy fit clamping band.



Ø	A(mm)	B(mm)	C(mm)	Code
80	96	113	117	4117908

SUPRA PLUS to SELFEX Screwed Adaptor (PI)

Used to connect from SUPRA PLUS to SELFEX flexible chimney liner. Features a screwed connection for ease of installation. Suitable for PI W applications, refer to installation instruction.



Ø	A(mm)	Code
130	82	0592312
150	82	0592315

Lengths

Straight Lengths

Available in 'nominal' installed lengths of 1245mm, 974mm, 474mm, 224mm and 98mm.



Ø	Code		
	1245mm	974mm	474mm
80mm	4109908	4110108	4110208
100mm	4109910	4110110	4110210
130mm	4109913	4110113	4110213
150mm	4109915	4110115	4110215
180mm	4109918	4110118	4110218
200mm	4109920	4110120	4110220
250mm	4109925	4110125	4110225
300mm	4109930	4110130	4110230
350mm	4109935	4110135	4110235

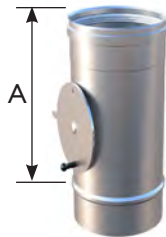
Ø	Code	
	224mm	98mm
80mm	4110308	4110708
100mm	4110310	4110710
130mm	4110313	4110713
150mm	4110315	4110715
180mm	4110318	4110718
200mm	4110320	4110720
250mm	4110325	4110725
300mm	4110330	4110730
350mm	4110335	4110735

Probe Length

A 224mm installed length featuring a test point, closed via a 1/4" BSP screw.



Ø	Code
80mm	4110908
100mm	4110910
130mm	4110913
150mm	4110915
180mm	4110918
200mm	4110920
250mm	4110925
300mm	4110930
350mm	4110935



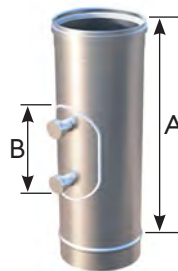
Damper Length (PI Only)

Used to increase resistance in a system or at appliance connection. This is not a reflux device and is manually set. The damper blade provides a maximum closure of 70%. Only suitable for positive pressure applications up to 200 Pa (PI).

Ø	A	Code
100mm	230	4119610
130mm	230	4119613
150mm	230	4119615
180mm	230	4119618
200mm	230	4119620
250mm	230	4119625

Inspection Length (PI Only)

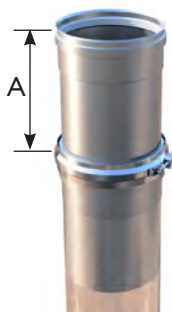
Designed to be installed within the system to allow access for inspection and cleaning. Must only be used where the flue gas temperature will not exceed 200°C. For high temperature (NI) applications the door seal must be removed prior to installation.



Ø	A	B	Code
80mm	475	100	4111008
100mm	475	100	4111010
130mm	475	180	4111013
150mm	475	200	4111015
180mm	475	200	4111018
200mm	475	200	4111020
250mm	475	200	4111025
300mm	475	200	4111030
350mm	475	200	4111035

Adjustable Length

Designed to be used to make up a required length between two components. It should only be used with a standard length which must be ordered separately. Adjustable Lengths are supplied with a special Gasket Set which must be used for condensing and positive pressure applications. Adjustable Lengths can be cut to size on site if required.



Ø	A MIN	A MAX	Code
80mm	63	306	4114408
100mm	63	296	4114410
130mm	63	281	4114413
150mm	63	271	4114415
180mm	63	243	4114418
200mm	63	233	4114420
250mm	63	208	4114425
300mm	63	183	4114430
350mm	63	158	4114435



Locking Bands

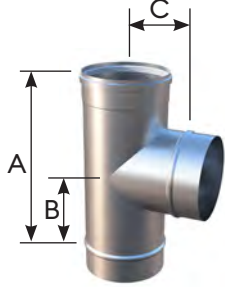
A locking band is required for each component with a female end. Locking Bands are not supplied with the product and need to be ordered separately, please see page 14 and 15.

Tees

SUPRA PLUS

90° Tee

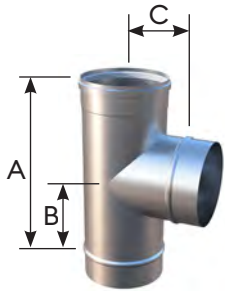
Used to provide a 90° connection in a system or can be used as an access / inspection point when used with a Tee Cap



∅	A	B	C	Code
80mm	285	131	90	4110508
100mm	285	131	90	4110510
130mm	315	146	105	4110513
150mm	335	156	115	4110515
180mm	365	171	130	4110518
200mm	387	183	142	4110520
250mm	437	208	167	4110525
300mm	484	215	190	4110530
350mm	534	255	215	4110535

93° Equal Tee

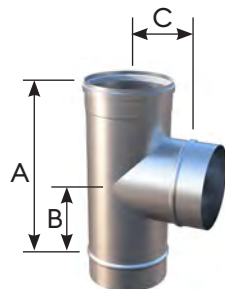
The tee is provided with a 3° connection on the branch to allow for condensate drainage.



∅	A	B	C	Code
80mm	285	131	90	4110608
100mm	285	131	90	4110610
130mm	315	146	105	4110613
150mm	335	156	115	4110615
180mm	365	171	130	4110618
200mm	387	183	142	4110620
250mm	437	208	167	4110625
300mm	484	215	190	4110630
350mm	534	255	215	4110635

95° Equal Tee

The tee is provided with a 5° connection on the branch to allow for condensate drainage.

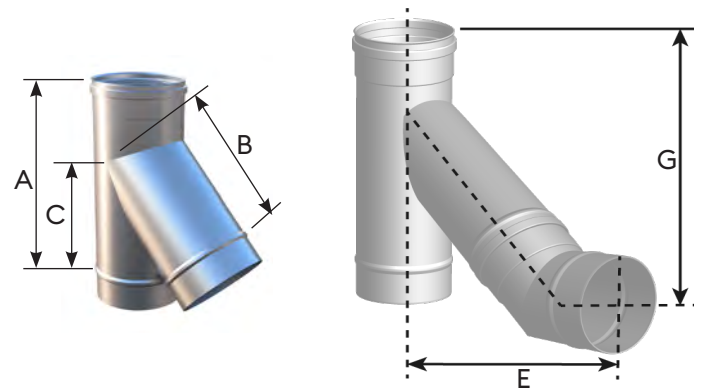


∅	A	B	C	Code
80mm	285	131	90	4119108
100mm	285	131	90	4119110
130mm	315	146	105	4119113
150mm	335	156	115	4119115
180mm	365	171	130	4119118
200mm	387	183	142	4119120
250mm	437	208	167	4119125
300mm	484	215	190	4119130
350mm	534	255	215	4119135

135° Equal Tee

Used to provide a 45° connection in a system or as a chimney entry point. Can be used as an access / inspection point when used with a Tee Cap, or as a drain when fitted with a Tee Cap with Drain.

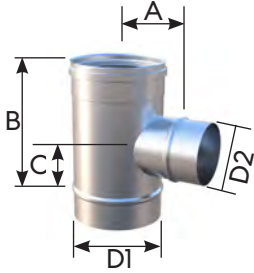
∅	A	B	C	Code
80mm	226	129	129	4112208N
100mm	253	153	153	4112210N
130mm	296	189	189	4112213N
150mm	325	213	213	4112215N
180mm	367	249	249	4112218N
200mm	395	274	274	4112220N
250mm	465	334	334	4112225N
300mm	536	393	393	4112230N
350mm	607	455	455	4112235N



Dimensions with 45° Elbow Added

∅	E	G
80mm	250	193
100mm	274	214
130mm	311	250
150mm	335	273
180mm	371	310
200mm	395	335
250mm	455	395
300mm	523	475
350mm	583	536

Reducing Tees



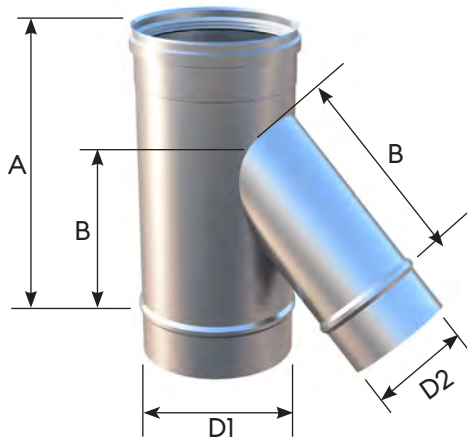
i Bespoke sizes can be manufactured to order

Body \varnothing D1	Branch \varnothing D2	A	B	C	90°	93°	95°
100	80	83	198	72	4159001N	4159301N	4159501N
130	80	98	198	72	4159004N	4159304N	4159504N
130	100	98	218	82	4159005N	4159305N	4159505N
150	80	108	198	72	4159009N	4159309N	4159509N
150	100	108	218	83	4159012N	4159312N	4159512N
150	130	108	248	97	4159016N	4159316N	4159516N
180	80	123	198	72	4159017N	4159317N	4159517N
180	100	123	218	82	4159019N	4159319N	4159519N
180	130	123	248	97	4159022N	4159322N	4159522N
180	150	123	268	107	4159023N	4159323N	4159523N
200	80	133	198	72	4159024N	4159324N	4159524N
200	100	133	218	82	4159026N	4159326N	4159526N
200	130	133	248	97	4159028N	4159328N	4159528N
200	150	133	268	107	4159029N	4159329N	4159529N
200	180	133	298	122	4159031N	4159331N	4159531N
250	80	158	198	72	4159032N	4159332N	4159532N
250	100	158	218	82	4159033N	4159333N	4159533N
250	130	158	248	97	4159036N	4159336N	4159536N
250	150	158	268	107	4159037N	4159337N	4159537N
250	180	158	298	122	4159038N	4159338N	4159538N
250	200	158	318	132	4159039N	4159339N	4159539N
300	80	183	198	72	4159041N	4159341N	4159541N
300	100	183	218	82	4159042N	4159342N	4159542N
300	130	183	248	97	4159043N	4159343N	4159543N
300	150	183	268	107	4159046N	4159346N	4159546N
300	180	183	298	122	4159047N	4159347N	4159547N
300	200	183	318	132	4159048N	4159348N	4159548N
300	250	183	368	157	4159049N	4159349N	4159549N
350	80	208	198	72	4159051N	4159351N	4159551N
350	100	208	218	82	4159052N	4159352N	4159552N
350	130	208	248	97	4159054N	4159354N	4159554N
350	150	208	268	107	4159056N	4159356N	4159556N
350	180	208	298	122	4159057N	4159357N	4159557N
350	200	208	318	132	4159058N	4159358N	4159558N
350	250	208	368	157	4159059N	4159359N	4159559N
350	300	208	418	182	4159061N	4159361N	4159561N

Reducing Tees

SUPRA PLUS

135° Reducing Tee



i Bespoke sizes can be manufactured to order

Body \varnothing D1	Branch \varnothing D2	A	B	Code
100	80	253	153	4161008
130	80	296	187	4161308
130	100	296	187	4161310
150	80	325	213	4161508
150	100	325	213	4161510
150	130	325	213	4161513
180	80	367	249	4161808
180	100	367	249	4161810
180	130	367	249	4161813
180	150	367	249	4161815
200	80	395	249	4162008
200	100	395	274	4162010
200	130	395	274	4162013
200	150	395	274	4162015
200	180	395	274	4162018
250	80	465	334	4162508
250	100	465	334	4162510
250	130	465	334	4162513
250	150	465	334	4162515
250	180	465	334	4162518
250	200	465	334	4162520
300	80	536	393	4163008
300	100	536	393	4163010
300	130	536	393	4163013
300	150	536	393	4163015
300	180	536	393	4163018
300	200	536	393	4163020
300	250	536	393	4163025
350	80	607	455	4163508
350	100	607	455	4163510
350	130	607	455	4163513
350	150	607	455	4163515
350	180	607	455	4163518
350	200	607	455	4163520
350	250	607	455	4163525
350	300	607	455	4163530

Tee Components

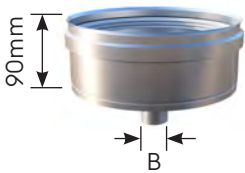
Tee Cap



Used to close off the branch / base of a tee or the end of a header/manifold. Held in position with a Locking Band.

Ø	Code
80mm	4114908
100mm	4114910
130mm	4114913
150mm	4114915
180mm	4114918
200mm	4114920
250mm	4114925
300mm	4114930
350mm	4114935

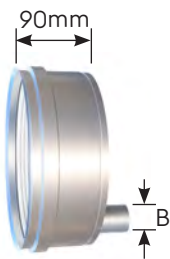
Tee Cap with Drain



Used at the bottom of a vertical run, usually under a tee, to facilitate drainage from the system. The component includes a stainless steel BSP connection to allow drainage pipework to be connected.

Ø	B	Code
80mm	1" BSP	4114308
100mm	1" BSP	4114310
130mm	1" BSP	4114313
150mm	1" BSP	4114315
180mm	1" BSP	4114318
200mm	1" BSP	4114320
250mm	1" BSP	4114325
300mm	1" BSP	4114330
350mm	1" BSP	4114335

Tee Cap with Offset Drain



As the previous item, but with a drain on the rim.

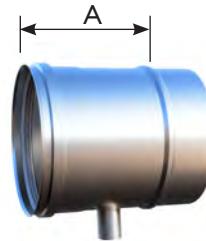
Ø	B	Code
80mm	1" BSP	4116908
100mm	1" BSP	4116910
130mm	1" BSP	4116913
150mm	1" BSP	4116915
180mm	1" BSP	4116918
200mm	1" BSP	4116920
250mm	1" BSP	4116925
300mm	1" BSP	4116930
350mm	1" BSP	4116935



Horizontal Duct Drain c/w Cap

Used as a drainage point on the end of an inclined manifold or inclined run. Incorporates a 1" BSP stainless steel externally threaded drain connection and cap. The end cap is not removable.

Ø	A(mm)	Code
80mm	107	4111808
100mm	107	4111810
130mm	107	4111813
150mm	107	4111815
180mm	107	4111818
200mm	107	4111820
250mm	107	4111825
300mm	107	4111830
350mm	107	4111835



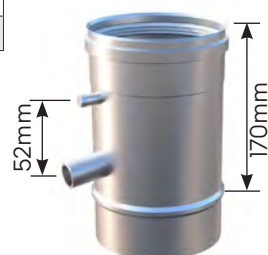
Horizontal Duct Drain

Used as a drainage connection within an inclined manifold or inclined run. Incorporates a 1" BSP stainless steel externally threaded drain connection and internal dam.

Ø	A(mm)	Code
80mm	132	4110808
100mm	132	4110810
130mm	132	4110813
150mm	132	4110815
180mm	132	4110818
200mm	132	4110820
250mm	132	4110825
300mm	143	4110830
350mm	143	4110835

Vertical In-line Drain

Used either in a vertically section or with the Appliance Adaptor. The design helps to divert condensates through an external connection, preventing excessive quantities of condensates from entering back into the appliance. The drain connection is provided with a standard 1" BSP externally threaded pipe to facilitate connection to suitable drainage pipe work. Also available with a combined 1/4" BSP probe and cap.



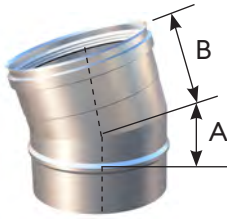
Ø	Code	With Probe
		Code
80mm	4119008	4115108
100mm	4119010	4115110
130mm	4119013	4115113
150mm	4119015	4115115
180mm	4119018	4115118
200mm	4119020	4115120
250mm	4119025	4115125
300mm	4119030	4115130
350mm	4119035	4115135

Elbows

SUPRA PLUS

15° Elbow

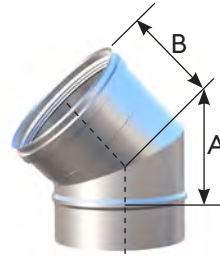
Used to provide a 15° change of direction from the vertical.



∅	A	B	Code
80mm	28	77	4112508N
100mm	30	78	4112510N
130mm	32	81	4112513N
150mm	33	82	4112515N
180mm	35	84	4112518N
200mm	36	85	4112520N
250mm	40	88	4112525N
300mm	54	100	4112530N
350mm	56	105	4112535N

45° Elbow

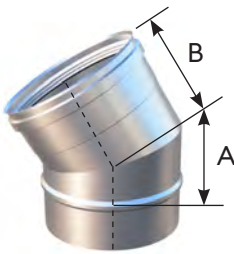
Used to provide a 45° change of direction from the vertical.



∅	A	B	Code
80mm	30	88	4112308N
100mm	30	93	4112310N
130mm	36	99	4112313N
150mm	50	103	4112315N
180mm	57	109	4112318N
200mm	61	113	4112320N
250mm	71	124	4112325N
300mm	95	144	4112330N
350mm	105	154	4112335N

30° Elbow

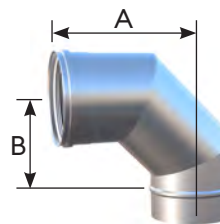
Used to provide a 30° change of direction from the vertical.



∅	A	B	Code
80mm	34	83	4119808N
100mm	37	86	4119810N
130mm	41	90	4119813N
150mm	43	92	4119815N
180mm	47	96	4119818N
200mm	49	99	4119820N
250mm	57	106	4119825N
300mm	73	122	4119830N
350mm	80	129	4119835N

85° Elbow

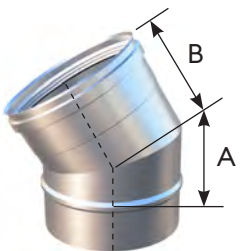
Provides an 85° change of direction from the vertical. Also used on wet systems to allow a 5° fall to aid drainage back through the system.



∅	A	B	Code
80mm	150	115	4112708N
100mm	158	125	4112710N
130mm	171	142	4112713N
150mm	182	151	4112715N
180mm	196	166	4112718N
200mm	205	176	4112720N
250mm	228	202	4112725N
300mm	252	227	4112730N
350mm	275	253	4112735N

40° Elbow

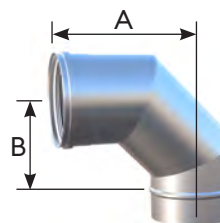
Used to provide a 40° change of direction from the vertical.



∅	A	B	Code
80mm	38	83	4119808N
100mm	37	86	4119810N
130mm	43	92	4119813N
150mm	47	96	4119815N
180mm	52	101	4119818N
200mm	56	105	4119820N
250mm	65	114	4119825N
300mm	87	132	4119830N
350mm	97	141	4119835N

87° Elbow

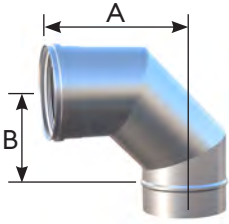
Provides an 87° change of direction from the vertical. Also used on wet systems to allow a 3° fall to aid drainage back through the system.



∅	A	B	Code
80mm	150	111	4113208N
100mm	160	121	4113210N
130mm	174	136	4113213N
150mm	183	146	4113215N
180mm	198	211	4113218N
200mm	207	171	4113220N
250mm	231	196	4113225N
300mm	255	211	4113230N
350mm	278	246	4113235N

90° Elbow

Used to provide a 90° change of direction from the vertical.



Ø	A	B	Code
80mm	155	105	4112808N
100mm	160	110	4112810N
130mm	175	125	4112813N
150mm	185	135	4112815N
180mm	200	150	4112818N
200mm	210	160	4112820N
250mm	235	185	4112825N
300mm	260	210	4112830N
350mm	285	235	4112835N



Reducers

Reducers are used to reduce the diameter of the preceding system, e.g. 150ID to 130ID.

D1	D2	B	Code
100mm	80mm	157	4112608
130mm	100mm	157	4112610
150mm	130mm	157	4112613
180mm	150mm	157	4112615
200mm	150mm	157	4112918
200mm	180mm	157	4112618
250mm	200mm	157	4112620
300mm	200mm	157	4112920
300mm	250mm	157	4112625
350mm	300mm	157	4112630

Increasers & Reducers

Increaser

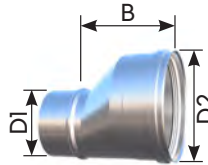
Increasers are used to increase the diameter of the preceding system, e.g. 130ID to 150ID.




D1	D2	B	Code
80mm	100mm	157	4113008
80mm	130mm	157	4113108
80mm	150mm	157	4113308
100mm	130mm	157	4113010
100mm	150mm	157	4113110
130mm	150mm	157	4113013
130mm	180mm	157	4113113
150mm	180mm	157	4113015
150mm	200mm	157	4113115
150mm	250mm	157	4113315
180mm	200mm	157	4113018
180mm	250mm	157	4113318
200mm	250mm	157	4113020
200mm	300mm	157	4113120
200mm	350mm	157	4113320
250mm	300mm	157	4113025
250mm	350mm	157	4113125
300mm	350mm	157	4113030

Eccentric Increaser

Used mainly in an inclined run to increase the system diameter whilst preventing potential condensate pooling.



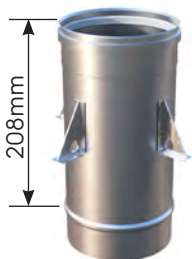
D1	D2	B	Code
80mm	100mm	100	4170808N
80mm	130mm	130	4170508N
80mm	150mm	150	4170608N
100mm	130mm	130	4170810N
100mm	150mm	150	4170610N
100mm	180mm	180	4170910N
100mm	200mm	200	4170710N
130mm	150mm	150	4170813N
130mm	180mm	180	4170613N
130mm	200mm	200	4170713N
150mm	180mm	180	4170715N
150mm	200mm	200	4170615N
150mm	250mm	250	4170815N
180mm	200mm	200	4170818N
200mm	250mm	250	4170720N
200mm	300mm	300	4170620N
250mm	300mm	300	4170725N
250mm	350mm	350	4170625N
300mm	350mm	350	4170630N

 All Increasers and Reducers are available as specials to suit the customers individual requirement.

Support Components

SUPRA PLUS

Support Length



The Support Length can serve two applications, firstly allowing a SUPRA PLUS liner to be lowered down a masonry chimney and secondly as a Support Length when used with the Support Plate (with collar removed).

When used to lower a liner down an existing masonry chimney, all the lugs on the Support Length must be used. The maximum length of product that can be supported by the component is 30 metres.

Ø	Code
80mm	4110408
100mm	4110410
130mm	4110413
150mm	4110415
180mm	4110418
200mm	4110420
250mm	4110425
300mm	4110430
350mm	4110435

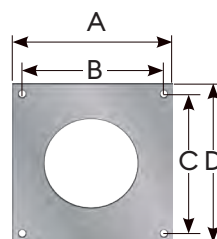

Bracing Bracket



Used to provide lateral stability back to a support structure. This component is design for use with rigid stays or as a guy wire attachment bracket. The hole diameters for the M6 nuts and bolts are 7mm. Constructed from stainless steel.

Ø	I.D. (mm)	Code
80mm	82	4069208
100mm	102	4069210
130mm	132	4069213
150mm	152	4069215
180mm	182	4069218
200mm	202	4069220
250mm	252	4069225
300mm	302	4069230
350mm	352	4069235

Support Plate



Consists of a stainless steel plate with a three part support collar. The collar rests on the plate and is located under the female end form of the joint. The three fixing points of the collar rest on the plate, the hole in which being large enough to permit the passage of the male end.

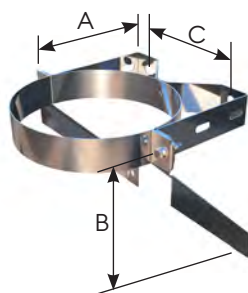
The plate must be adequately supported and secured to a suitable bracket. This component can also be used in conjunction with a Support Length, but the collar would be discarded for this application.

A support must always be used above an Adjustable Length where applied in a vertical application, or where the Adjustable Length would be otherwise liable to load. The maximum length which can be supported by this component is 30 metres.

Fixing holes: M10

Ø	A	B	C	D	Code
80mm	147	117	161	191	4051108
100mm	260	230	191	221	4051110
130mm	275	245	208	238	4051113
150mm	300	270	228	258	4051115
180mm	325	295	258	288	4051118
200mm	350	320	278	308	4051120
250mm	400	370	328	358	4051125
300mm	450	420	378	408	4051130
350mm	500	470	428	458	4051135

Wall Support Bracket




The wall band incorporates additional side support struts which can be located below or above the band. In either case the band is located under the female form at a joint between the components. Provides 50mm clearance from the wall. The maximum length which can be supported is 30 metres. Constructed from stainless steel.

Ø	A	B	C	Code
80mm	91	114	63.5	4051208
100mm	104	124	83.5	4051210
130mm	118	158	92	4051213
150mm	128	168	112	4051215
180mm	143	183	142	4051218
200mm	153	193	162	4051220
250mm	178	218	212	4051225
300mm	202	252	266	4051230
350mm	227	277	316	4051235

Support Components

Wall Band (Stainless Steel)



Provides 50mm clearance to structure

To be used at intervals not exceeding 2.5 metres to provide lateral stability for both vertical and horizontal installations. Suitable for both internal and external applications.

∅	A(mm)	Code
80mm	63.5	3115084
100mm	83.5	3115104
130mm	92	3115134
150mm	112	3115154
180mm	142	3115185
200mm	162	3115205
250mm	212	3115255
300mm	266	3115305
350mm	316	3115355

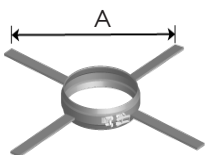
Adjustable Split Band



Offers support to the chimney system when suspending from the ceiling. The Split Band has adjustable brackets to allow for adjustment for inclines runs. Designed for use with M10 Drop Rods.


∅	Code
80mm	3123008
100mm	3123100
130mm	3123130
150mm	3123150
180mm	3123180
200mm	3123200
250mm	3123250
300mm	3123300
350mm	3123350

Location Band



This component consists of a strap which must be secured underneath a joint. Designed to centrally locate and brace a system within an existing chimney or shaft.

∅	A	Code
80mm	340	4117108
100mm	375	4117110
130mm	390	4117113
150mm	410	4117115
180mm	540	4117118
200mm	560	4117120
250mm	610	4117125
300mm	660	4117130
350mm	850	4117135

 Bespoke sizes can be manufactured to order

Ancillaries

Replacement Seals



The replacement seals are only suitable for use with the SUPRA PLUS / NOVA product. Please refer to installation instructions on removing and installing replacement seals. Seals are classed as sacrificial and therefore covered by a 12 month manufacturing defects warranty.

∅	Code
80mm	4006308
100mm	4006310
130mm	4006313
150mm	4006315
180mm	4006318
200mm	4006320
250mm	4006325
300mm	4006330
350mm	4006335

Sprung Locking Band



Used for the general assembly of the SUPRA PLUS product. Features a simple sprung toggle locking device for ease of installation. Locking bands must be ordered separately.

∅	Code
80mm	4117308
100mm	4117310
130mm	4117313
150mm	4117315
180mm	4117328
200mm	4117320
250mm	4117325
300mm	4117330
350mm	4117335

Ancillaries

Heavy Duty Bolted Locking Band



Used mainly where additional bracing and strength is required at the joint, such as when installing offsets etc. Locking bands must be ordered separately.

Ø	Code
80mm	4117008
100mm	4117010
130mm	4117013
150mm	4117015
180mm	4117028
200mm	4117020
250mm	4117025
300mm	4117030
350mm	4117035

Adjustable Gasket and Locking Band Kit



Replacement locking band and gasket set used on the adjustable lengths.

Ø	Code
80mm	4007208
100mm	4007210
130mm	4007213
150mm	4007215
180mm	4007218
200mm	4007220
250mm	4007225
300mm	4007230
350mm	4007235

Drain adaptor 1" BSP to 1 1/4" BSP

Use to connect the standard 1" BSP drain connection to a 1 1/4" BSP pipe.

Ø	Code
All Sizes	FXSS040

Seal Lubricant

Lubricant must be applied both around the face of the seal and also around the circumference of the male end. Failure to use lubricant could result in damage of the seal when making the joint.



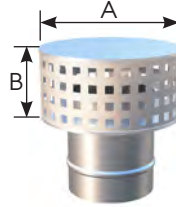
Seal Lubricant (250ml)	3107500
------------------------	---------

Notes: The SFL Seal Lubricant has been specifically formulated for use with SFL EPDM and Silicone Seals. The use of alternative lubricant is not recommended and may invalidate the product warranty and reduce the working life of the seal.

SUPRA PLUS

Terminals


Gas Terminal



A terminal designed for use where SUPRA PLUS serves conventional gas fired equipment. Incorporates a bird screen/mesh. For condensing and positive pressure applications, a Tapered Top Stub with Mesh is recommended.

Ø	A(mm)	B(mm)	Code
80mm	90	210	4116108
100mm	90	210	4116110
130mm	115	235	4116113
150mm	115	235	4116115
180mm	220	293	4116118
200mm	220	320	4116120
250mm	198	365	4116125
300mm	234	416	4116130
350mm	288	468	4116135

Tapered Top Stub

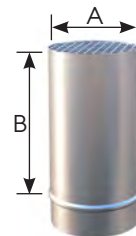


This terminal offers minimal resistance to the evacuation of flue gases and helps to minimise the effects of pluming by slightly increasing the exit velocity.

Ø	A(mm)	B(mm)	Code
80mm	70	241	4115808
100mm	90	241	4115810
130mm	120	241	4115813
150mm	140	241	4115815
180mm	170	241	4115818
200mm	190	241	4115820
250mm	240	241	4115825
300mm	290	241	4115830
350mm	340	241	4115835

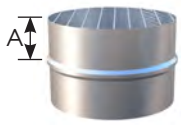
Tapered Top Stub with Mesh

As above but with a 10mm gas mesh.



Ø	A(mm)	B(mm)	Code
80mm	70	241	4116008
100mm	90	241	4116010
130mm	120	241	4116013
150mm	140	241	4116015
180mm	170	241	4116018
200mm	190	241	4116020
250mm	240	241	4116025
300mm	290	241	4116030
350mm	340	241	4116035

Terminals

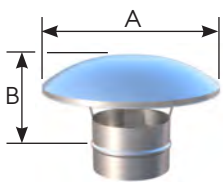


Parallel Top Stub and Mesh

Suitable for gas condensing appliances. Parallel flow to minimise back pressure on appliance and maintain system velocity. Fitted with 10mm welded stainless steel mesh.

Ø	A(mm)	Code
80mm	50	4155408
100mm	50	4155410
130mm	50	4155413
150mm	50	4155415
180mm	50	4155418
200mm	50	4155420
250mm	50	4155425
300mm	50	4155430
350mm	50	4155435

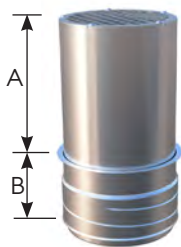
Rain Cap



A basic terminal that offers a degree of protection against rainwater ingress. Not suitable for gas appliances.

Ø	A (mm)	B(mm)	Code
80mm	200	183	4155208
100mm	200	186	4155210
130mm	255	174	4155213
150mm	305	221	4155215
180mm	365	221	4155218
200mm	406	264	4155220
250mm	507	276	4155225
300mm	614	354	4155230
350mm	716	419	4155235

SELFLEX Gas Terminal with Mesh



Gas terminal for use with Capping Plate and Flaunching. Ideal for use where SUPRA PLUS connects to SELFLEX when serving a condensing system. Supplied with screwed connection and Support Flange. Mesh size 10mm.

Ø	A (mm)	B(mm)	Code
130mm	149	80	0592512
150mm	149	80	0592515

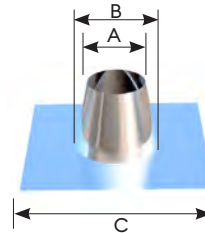
Flashings

Aluminium Flashings

SUPRA PLUS uses the standard SFL Flashing range. All flashings are manufactured from malleable aluminium and must be finished with a Storm collar. Where weathering an industrial profiled roof, it is recommended that the MasterFlash is used.

Flat Flashing

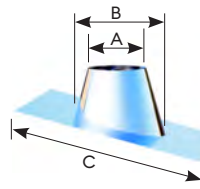
Used for weathering flat roofs.



Ø	A	B	C	Code
80mm	90	180	495	70000000
100mm	110	200	495	70000001
130mm	140	230	495	70000005
150mm	160	250	495	70000006
180mm	190	280	495	70000007
200mm	210	300	495	70000009
250mm	260	350	660	70000011
300mm	310	400	660	70000012
350mm	360	450	660	70000013

5° - 30° Angled Flashing

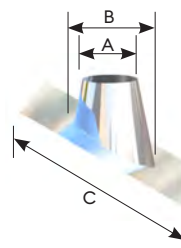
Used for weathering angled roofs.



Ø	A	B	C	Code
80mm	90	180	495	70053000
100mm	110	200	495	70053001
130mm	140	230	495	70053005
150mm	160	250	495	70053006
180mm	190	280	495	70053007
200mm	210	300	495	70053009
250mm	260	350	660	70053011
300mm	310	400	660	70053012
350mm	360	450	660	70053013

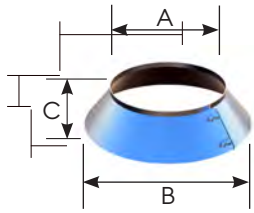
30° - 45° Angled Flashing

Used for weathering angled roofs.



Ø	A	B	C	Code
80mm	90	180	495	70324500
100mm	110	200	495	70324501
130mm	140	230	495	70324505
150mm	160	250	495	70324506
180mm	190	280	495	70324507
200mm	210	300	495	70324509
250mm	260	350	660	70324511
300mm	310	400	660	70324512
350mm	360	450	660	70324513

Flashings



Storm Collar

The Storm Collar sits on top of the flashing cone to provide weather protection. Each Storm Collar is provided with a tube of silicone sealant. A bead of sealant must be applied around the top of the Storm Collar where it interfaces with the outside of the chimney to ensure weather protection.

∅	A	B	C	Code
80mm	82	195	70	70123400
100mm	102	201	70	70123401
130mm	132	231	70	70123405
150mm	152	251	70	70123406
180mm	182	281	70	70123407
200mm	202	301	70	70123409
250mm	252	330	70	70123411
300mm	302	351	70	70123412
350mm	352	401	70	70123413

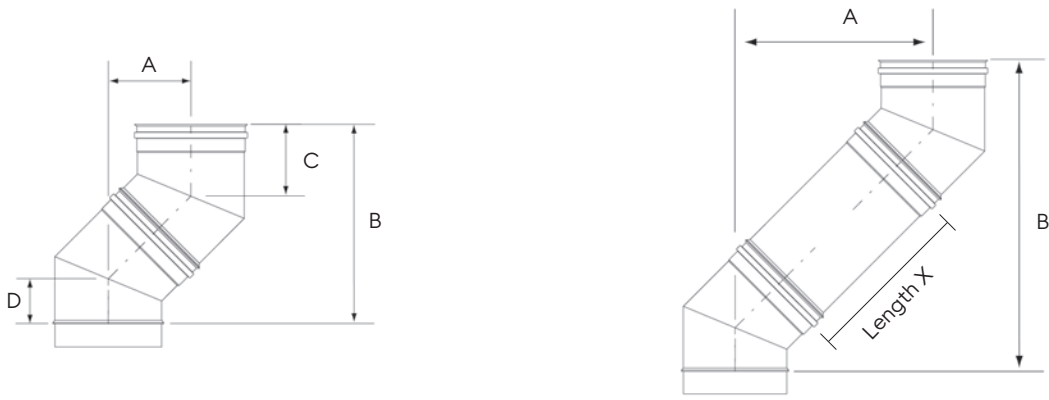


MasterFlash

The MasterFlash is designed primarily for corrugated and heavily profiled roofs. The cone is manufactured from rubber and is easily trimmed on site to suit the external diameter of the chimney. A fixing kit/s is supplied with each flashing.

∅	Code
80mm	4911003
100mm	4911003
130mm	4911003
150mm	4911004
180mm	4911005
200mm	4911005
250mm	4911006
300mm	4911008
350mm	4911009

Elbow Offset Dimensions



Elbow To Elbow					Elbow To Elbow With Standard Length X									
15°					98mm		224mm		474mm		974mm		1245mm	
Ø	A	B	C	D	A	B	A	B	A	B	A	B	A	B
80mm	27	206	77	28	53	303	85	423	150	664	279	1147	335	1297
100mm	28	212	78	30	54	309	86	429	151	670	280	1153	335	1301
130mm	29	222	81	32	55	319	87	439	152	680	281	1163	336	1307
150mm	30	226	82	33	56	323	88	442	152	684	282	1167	336	1309
180mm	31	234	84	35	57	331	89	450	153	692	283	1175	337	1313
200mm	31	238	85	36	57	334	89	454	154	696	283	1179	337	1317
250mm	33	252	88	40	59	348	91	468	156	709	285	1192	339	1326
300mm	40	303	100	54	66	399	98	519	163	761	292	1244	343	1360
350mm	42	317	105	56	68	413	100	533	164	774	294	1257	344	1366

30°					98mm		224mm		474mm		974mm		1245mm	
Ø	A	B	C	D	A	B	A	B	A	B	A	B	A	B
80mm	59	218	83	34	109	305	171	412	296	629	546	1062	681	1297
100mm	62	230	86	37	112	316	174	424	299	640	549	1073	684	1308
130mm	66	244	90	41	116	331	178	438	303	655	553	1088	688	1323
150mm	68	252	92	43	118	339	180	446	305	662	555	1095	690	1330
180mm	72	267	96	47	122	353	184	461	309	677	559	1110	694	1345
200mm	75	278	99	50	125	365	187	472	312	689	562	1122	697	1356
250mm	82	300	106	57	132	391	194	498	319	715	569	1148	704	1382
300mm	98	364	122	73	148	450	210	558	335	774	585	1207	720	1440
350mm	105	390	129	80	155	477	217	584	342	800	592	1234	727	1466

45°					98mm		224mm		474mm		974mm		1245mm	
Ø	A	B	C	D	A	B	A	B	A	B	A	B	A	B
80mm	91	219	88	40	161	289	249	377	426	554	779	907	972	1102
100mm	94	227	93	40	165	298	252	385	429	562	783	916	972	1102
130mm	103	248	99	46	173	318	261	406	438	583	791	936	981	1123
150mm	108	261	103	50	179	332	267	420	443	596	797	950	986	1136
180mm	117	283	109	57	188	354	276	442	453	619	806	972	996	1160
200mm	123	297	113	61	194	368	281	455	458	632	812	986	1002	1174
250mm	138	333	124	71	209	404	296	491	473	668	827	1022	1016	1208
300mm	169	408	144	95	240	479	327	566	504	743	858	1097	1050	1290
350mm	183	442	154	105	254	513	342	601	518	777	872	1131	1064	1324

IMPORTANT
(Always Read The Product Installation Instructions)



For detailed information regarding design, installation and application data for this product, scan the QR code and download the full SUPRA PLUS Installation Instructions from our website at www.sflchimneys.com.

RESIDENTIAL

Vitreous Enamel

SVIT



Quick Installation



Brand Compatibility



No Sealant Required



Year Product Warranty

SVIT® is a vitreous enamel-coated steel connecting flue pipe designed to facilitate the connection between a multi-fuel appliance, an existing brick chimney or a prefabricated twin wall chimney system. It offers a smooth, aesthetically pleasing joint, without the need for additional locking bands or fire cement and is available in 100mm, 125mm, 150mm, 180mm & 200mm.

Twin Wall / Air Gap Insulation

IL



125-150mm Diameter



T250 Rating



Multi-Fuel Appliances

IL® is a twin wall air gap insulated prefabricated domestic and light commercial gas vent system suitable for gas appliances, with draught-hoods or with a flue gas temperature not exceeding 250°C and zero or negative pressure in the flue. Lengths and fittings push and twist lock together to provide strong rigid flue systems and ensure maximum ease of site assembly.

Flexible Liner

SELFLEX



V2 Corrosion Resistant



P1 / N Rating



Brand Compatibility



Year Product Warranty

SELFLEX® is a double skin multi-fuel flexible chimney liner suitable for multi-fuel, gas, and oil-fired applications up to a maximum flue gas temperature of 600°C. CE marked to EN 1856-2. The SELFLEX® family range is suitable for the relining of masonry flues and used with wood, multi-fuel stoves and open fires and is available in three different specifications including 0.1mm 904L, 0.12mm 316L and 0.1mm 316L.

Insulated Flexible Liner

TUBEX PLUS



V2 Corrosion Resistant



Brand Compatibility



125-150mm Diameter



Product Warranty

TUBEX PLUS® is a unique insulated flexible liner for multi-fuel applications that allows maximum flexibility and ease of installation, the insulated core offers excellent thermal resistance to maximise natural draft to ensure optimum efficiency of the appliance with its 13mm high density insulation layer. Ideal for use on modern high-efficiency wood burning and multi-fuel appliance and application.

Single Wall / Connecting Flue

SIGMA



Quick Installation



Brand Compatibility



T600 Rating



Year Product Warranty

SIGMA® is a stainless-steel single wall connecting flue pipe for use with multi-fuel appliances, brick chimneys, twin wall systems and flexible liners. Available in four diameters 127mm, 152mm, 178mm and 203mm manufactured for wood and multi-fuel burning appliances it has a gas-tight joint that negates the need for fire cement or rope. Manufactured from 1mm 316L for optimum long term performance.

Twin Wall / Twist Lock

SFLUE



T450 Rating



Brand Compatibility



127-203mm Diameter



Year Product Warranty

S-FLUE® is a stainless steel insulated twin wall chimney system. Ideally suited for use on multi-fuel stoves and heating equipment. Offered in natural stainless steel or a satin black finish. Features an 8-barb twist lock jointing system for added strength and ease of installation.

COMMERCIAL

Twin Wall / Push Fit



5000Pa
T600 Dry



Easy To
Install



No Bellows



Ideal For
Gen-Sets

Single Wall / Push Fit

SUPRA PLUS



Multi-Fuel
Appliances



Up To
5000Pa



T600 Dry
T200 Wet



Quick
Installation



Year Product
Warranty

KEPLER HPT is a push-fit twin wall insulated high pressure generator exhaust system suitable for high temperature / high pressure dry non-condensing applications. Supplied as standard with a 50mm high density insulated annulus. Due to its unique design, the KEPLER HPT generator system does not require expansion components, such as expansion bellows. Available in a range of sizes covering Ø80 - Ø600.

SUPRA PLUS® is a British built single wall chimney system designed specifically for today's modern high efficiency appliances that operate under positive pressure and condensing conditions.

Manufactured in 9 diameters ranging from 80mm to 350mm and consists of a range of lengths and fittings which simply push-fit together, and which are secured with a locking band. Seals are factory fitted and bonded for ease of installation. Available with a wide range of support components that cater for both lateral and vertical structural loading of the product. Extended range available from 400mm to 600mm.

Twin Wall / Twist Lock

NOVA



EI90
Fire Rated



Up To
5000Pa



T600 Dry
T200 Wet



Multi-Fuel
Appliances



Year Product
Warranty

NOVA® is a pre-fabricated, factory-made twin-wall, insulated stainless steel chimney system. Suitable for condensing and positive pressure applications and is specifically designed to meet the demands of the latest high-efficiency heating appliances as well as traditional gas and oil-fired combustion equipment. With its unique multi-barb twist-lock jointing system.

Manufactured in 8 internal diameters, ranging from 100mm to 355mm and consists of a wide range of components, together with a strong 16-barb twist lock jointing system, NOVA offers the ultimate in ease of installation and functionality. With its strong joint design, NOVA can achieve a maximum unsupported height of 3.0 metres above the last support (2.0 m for DN100), without the need for structural locking bands.

NOVA is fire resistance tested to BS EN 1366-13 and holds the following classification:

EI 90 (o → i) h_o v_e

NOVA has also been fire resistance tested for a period of 4 hours under the integrity criteria of BS476 Part 20.

Twin Wall / Flanged

EUROPA PLUS



EI180
Fire Rated



14,945Pa @ 760°C
T600 Dry & Wet



CE, UKCA,
UL ULC



Ø100 - Ø1200mm
Diameters



Year Product
Warranty

EUROPA PLUS® is a high pressure and high temperature chimney / exhaust system suitable for continuous operating temperatures of up to 600°C continuous and 750°C intermittent. Suitable for positive pressure systems up to 5000Pa (H1) and UL tested up to 14,945Pa.

It is offered as a double walled prefabricated 316L stainless steel chimney system, available in a range of insulation thickness to meet the most demanding applications. As standard, EUROPA PLUS incorporates a 25mm high performance insulated cavity, with the option to increase the cavity thickness to 50mm and 100mm for applications that demand critically controlled surface temperatures.

EUROPA PLUS® is fire resistance tested to the requirements of BS EN1366-13 up to 600mm:

EI 180 (o → i) h_o v_e

Above 600mm EUROPA PLUS is fire resistance tested to the integrity and stability requirement of BS 476 Part 24 for a period of 4 hours.

www.sflchimneys.com

About SFL

British manufacturer of flues & chimneys for residential & commercial applications for more than 50 years.

Commercial Solutions and Project Assistance

For large-scale installations in commercial buildings, we manufacture a range of flue systems with ease of install at the centre of your design. From complex header configurations to large-diameter stacks, we can accommodate almost every requirement for any application.

At SFL, we work with carefully selected installation partners to ensure your turnkey package is carried out on time within budget by seasoned professionals.

We're committed to offering industry-leading technical support services, throughout the whole process of design, manufacture, and supply of your upcoming project. Our experienced team are on hand to assist you at every stage of your project. From initial product selection to flue routing and calculations.

Residential Solutions

From wood burning & multi-fuel stoves to gas fires & oil boilers, our time-honoured brands of flues and chimneys have been a mainstay of domestic heating for decades. We work with a network of distribution partners providing high-quality residential flue and chimney components for easy installation. With fast delivery times and comprehensive product warranties, we ensure that your requirements are met with quality and reliability.

SFL Head Office & Manufacturing Facility

SFL Flues & Chimneys
Pottington Business Park
Barnstaple
Devon
EX31 1LZ

Tel: +44 (0) 1271 326633
Email: info@sflchimneys.com
Web: www.sflchimneys.com



At the forefront of flue and chimney manufacturing and technology.

Since 1969 SFL have been leading the way in flue and chimney innovation and technology. Our portfolio of trusted chimney and flues brands are known throughout the world for their engineering excellence. We offer industry-leading technical support services throughout the whole process of design, manufacture, and supply for commercial, domestic, and industrial applications, with uncompromised customer service.

We are proud of our British built heritage at SFL. Our manufacturing centre is based in Barnstaple, Devon, UK, alongside our extensive R&D centre, ensuring continuous product development and testing to the latest Standards.

SFL is part of the Sphering group, Sphering is an EU market maker with renowned expertise in design, manufacturing and distribution of advanced air and flue care systems.

WeLab®

As a committed company determined to play an active role towards the environment and society, the Group has its own R&D centre: WeLab®. This facility has allowed the group to comply with the newest European standards (including the NZEB: nearly zero energy building) in terms of security and performance of appliances, but also to adopt a responsible innovation approach. With our WeLab®, we have developed test rigs based on minimum requirements in order to guarantee our clients the highest levels of security and performance.

SFL branded products are synonymous with the highest quality – it is this reputation that enables specifiers, contractors, and householders to use our products with total confidence.

NOVA®

SUPRA PLUS®

EUROPA PLUS®

SFLUE®

NEXUS®

SVIT®

SELFLEX®

TUBEX PLUS®

IL®

SIGMA®

Over 50 years of industry leading experience in the flue and chimney market.



www.sflchimneys.com



www.sflchimneys.com



www.sphering-group.com