

# Flues & Chimneys

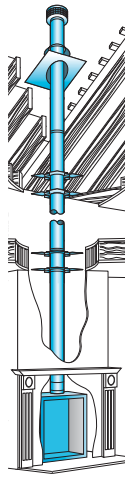


 **Manufactured In The UK**

# IL

Residential gas vent system comprises straight pipe lengths and associated fittings. Suitable for gas appliances, typically in domestic or small commercial applications

Air gap insulated to minimise condensation  
Aluminium liner  
Interchangeable with ILS for external flue runs.  
Strong rigid system, suitable for use on caravan / holiday homes, subject to appliance type.



Diameters: 100 – 150mm

Construction: Twin wall

Insulation: Air gap insulated

Material: Zalutite casting with aluminium liner

Temperature: 250°C continuous

Pressure capability: 40Pa (N1)

Mode of operation:  
Negative/zero pressure only

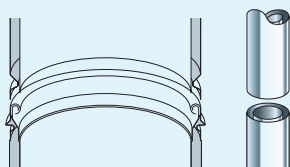
Approvals:  
BS EN 1856-1 T250 N1 D Vm L11030 O(50)  
1.5 hour fire rating to BS 476: Part 20

Certification: CE

Environment: Internal and external (max. 3M)

Requirements: Can only be used on Atmospheric Appliances or where there is a draught hood fitted.

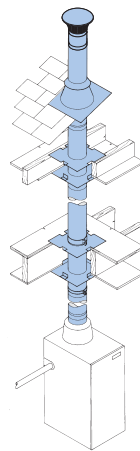
**Gas**  
Gas fire appliances  
Atmospheric domestic heating boilers  
Atmospheric water heaters  
Gas fires – radiant and inset to BS 7977-1:2009  
Gas fires – back boiler to BS 7977-2:2003  
Gas flue block systems  
Atmospheric warm air unit heaters  
Gas stoves/cookers (Aga, Rayburn etc.)  
Not suitable for positive pressure and condensing applications/appliances



# ILS

Gas and oil venting system purpose designed to be used on gas fired or kerosene (28Sec) oil fired heating equipment

Purpose designed for internal and external use.  
Corrosion resistant grade 316 stainless steel liner  
Designed and manufactured to the same high quality characteristics of IL and is totally interchangeable.  
Suitable for applications which require greater thermal efficiency.  
Easy on-site installation



Diameters: 100 – 150mm

Construction: Twin wall

Insulation: 6mm thick insulation blanket

Material: Zalutite with 316 grade stainless steel

Temperature: 250°C continuous

Pressure capability: 40Pa (N1)

Mode of operation:  
Negative/zero pressure only

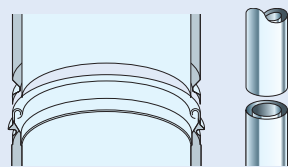
Approvals:  
BS EN 1856-1 T250 N1 D Vm L50050 O(50)  
1.5 hour fire rating to BS 476: Part 20

Certification: CE  
OFTEC OFcert scheme OFS E106

Environment: Internal and external

Requirements:

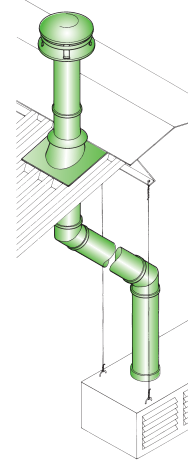
**Kerosene**  
Central heating boilers  
Stoves/cookers  
Water heaters  
**Gas**  
Gas fire appliances  
Atmospheric domestic heating boilers  
Atmospheric water heaters  
Gas fires – radiant and inset to BS 7977-1:2009  
Gas fires – back boiler to BS 7977-2:2003  
Gas flue block systems  
Atmospheric warm air unit heaters  
Gas stoves/cookers (Aga, Rayburn etc.)  
Not suitable for positive pressure and condensing applications/appliances



# SW

Economical flue system designed for gas and oil fired air heaters, unit heaters, warm air blowers and cabinet heaters

Crimp couplings for rapid site assembly  
Low initial and installation costs



Diameters: 125 – 350mm

Construction: Single wall

Material: Stainless steel

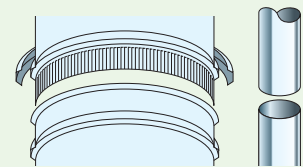
Flue gas temperature: Up to 250°C

Pressure capability: 40Pa

Mode of operation:  
Negative/zero pressure only

Requirements: 250°C continuous

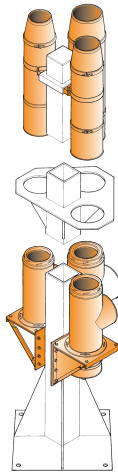
Gas/oil appliances with draught diverter and flue gas temperature up to 250°C  
Gas/oil radiant/unit and cabinet heaters  
Not suitable for positive pressure and condensing applications/appliances



# SMW

Twin wall insulated stainless steel multi fuel chimney system

Weatherproof external casing  
Grade 316L corrosion resistant liner  
High thermal resistance  
Rapid stabilisation of draught  
Twist Loch joint coupler for ease and speed of installation.  
Established in the market for over 25 years.



Diameters: 127 – 355mm

Construction: Twin wall

Insulation: Mineral wool (25mm)

Material: Stainless steel

Temperature: 450°C continuous/  
550°C intermittent

Pressure capability: 40Pa (N1)

Mode of operation:  
Negative/zero pressure only

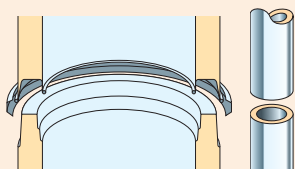
Approvals:  
BS EN 1856-1 T450 N1 D Vm L50040 G(50)  
2 hour fire rating to BS 476: Part 20

Certification: CE

Environment: Internal and external

Requirements: Ventilated support components must be used where flue gases are in excess of 250°C when applied internally through combustible floors

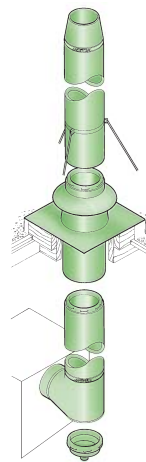
Gas fire appliances  
Atmospheric/pressure jet commercial boilers  
Gas fires – radian and inset to BS 7977-1: 2009  
Gas fires – back boiler to BS 7977-2: 2003  
Gas fires – decorative to BS EN 509: 2000  
Gas water heaters, Gas fired warm air heaters/  
cabinet heaters, Gas stove/cooker  
28Sec/35Sec oil appliances  
Pressure jet domestic and commercial heating  
boilers, water heaters, stoves/cookers  
Solid/multi fuel  
Heating boilers, Open/closed room heaters/stoves,  
Cookers, Inglenooks  
Not suitable for positive pressure and condensing  
applications/appliances



# SM250

Pre-fabricated twin wall insulated chimney specifically for use on solid fuel combustion equipment

Weatherproof external casing  
Grade 316L corrosion resistant liner  
High thermal resistance  
Rapid stabilisation of draught  
Twist Loch joint coupler for ease and speed of installation.  
Established in the market for over 25 years.  
Low external surface temperature



Diameters: 127 – 203mm

Construction: Twin wall

Insulation: Powder insulated (25mm)

Material: Stainless steel

Temperature: 450°C continuous/  
550°C intermittent

Pressure capability: 40Pa

Mode of operation:  
Negative/zero pressure only

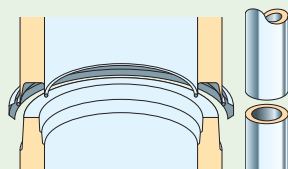
Approvals:  
BS EN 1856-1 T450 N1 D Vm L50040 G(50)  
2 hour fire rating to BS 476: Part 20

Certification: CE

Environment: Internal and external

Requirements: Ventilated support components must be used where flue gases are in excess of 250°C when applied internally through combustible floors

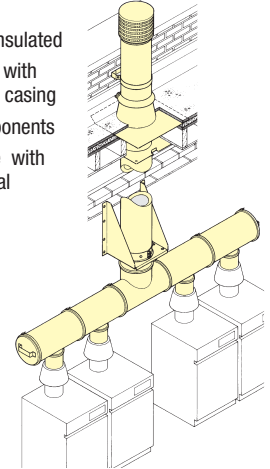
Gas fire appliances  
Atmospheric/pressure jet commercial boilers  
Gas fires – radian and inset to BS 7977-1: 2009  
Gas fires – back boiler to BS 7977-2: 2003  
Gas fires – decorative to BS EN 509: 2000  
Gas water heaters, Gas fired warm air heaters/  
cabinet heaters, Gas stove/cooker  
28Sec/35Sec oil appliances  
Pressure jet domestic and commercial heating  
boilers, water heaters, stoves/cookers  
Solid/multi fuel  
Heating boilers, Open/closed room heaters/stoves,  
Cookers, Inglenooks  
Not suitable for positive pressure and condensing  
applications/appliances



# QC

Commercial gas vent system for use over gas fired appliances including cooking equipment, central heating boilers, modular boilers, small furnaces, water heaters and unit air heaters

25mm air gap insulated  
Aluminium liner with external zalutite casing  
Twist lock components  
Interchangeable with SMW for external application



Diameters: 178 – 600mm

Construction: Twin wall

Insulation: Air gap insulated

Material: Zalutite with aluminium liner

Temperature: 250°C continuous

Pressure capability: 40Pa

Mode of operation:  
Negative/zero pressure only

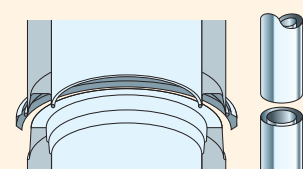
Approvals:  
BS EN 1856-1 T250 N1 D Vm L11030 O(50)  
1.5 hour fire rating to BS 476: Part 20

Certification: CE

Environment: Internal and external (max. 3M)

Requirements: Can only be used on Atmospheric Appliances or where there is a draught hood fitted.

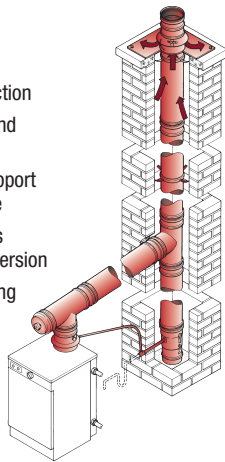
Commercial atmospheric fire gas appliances with flue gas temperatures below 250°C.  
Atmospheric unit heaters/cabinet heaters  
Not suitable for positive pressure and condensing applications/appliances



# SUPRA

Multi-functional flue system primarily designed for gas and oil fired appliances which produce condensates in the flue gases

Single wall: Type 316 stainless steel  
Fully welded construction  
Available in 0.5mm and 1.0mm 316L  
Purpose designed support components available  
Factory fitted seals as standard on 0.5mm version  
Suitable for condensing and positive pressure appliances



Diameters: 80 – 600mm

Construction: Single wall

Material: Stainless steel 316L

Flue gas temperatures:  
up to 200°C with factory fitted seals  
up to 450°C 1mm version without seals

Pressure capability:  
Up to 200Pa (P1)

Mode of operation:  
Negative or positive pressure/condensing

Approvals:  
BS EN 1856-1 T200 P1 W V2 L50050 O(350)  
BS EN 1856-1 T450 N1 D V2 L50050 G(450)  
BS EN 1856-2 T200 P1 W V2 L50050 O(25)  
BS EN 1856-2 T450 N1 D V2 L50050 G(25)

Certification: CE

Environment: Internal and external

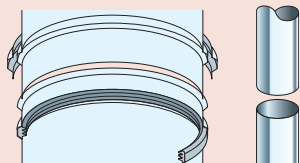
Gas fired condensing appliances -  
domestic / industrial

Oil fired condensing appliances - 28sec only

Fan dilution ducts

Multifuel connector flues 1mm only without seals  
for stoves / open fires

Chimney re-lining

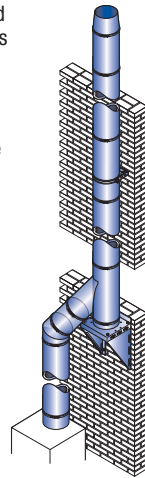


# NOVA

Twin wall insulated stainless steel  
multi fuel chimney system

Suitable fully condensing and  
positive pressure applications  
Fully welded  
High density insulation for  
rapid draught stabilisation  
and low surface temperature  
High thermal resistance  
Twist Loch joint coupler  
for ease and speed of  
installation.

3.0 metres self supporting  
above last support



Diameters: 100-600mm

Construction: Twin wall

Insulation: Mineral-wool

Material: Stainless steel casing and liner

Temperature: 450°C (Nova SM) when used with  
seals 200°C

Pressure capability: Approved at 200Pa (P1) with  
seals 40Pa (N1) without seals

Mode of operation:  
Negative or positive/condensing

Approvals: 2 hour fire rating BS476 part 20  
BS EN 1856-1 T450 N1 D V2 L50050 G(50)  
BS EN 1856-1 T200 P1 W V2 L50050 O(50)  
Commercial Nova (With Seals - Gas Only)  
BS EN 1856-1 T120 P1 W V2 L50060 O(50)

Certification: CE

Environment: Internal and External

Requirements: Ventilated support components  
must be used where the flue gas temperature  
exceeds 250°C and where the flue internally  
passes through a combustible floor. Where used  
for condensing and positive pressure applications  
up to 200°C, seals must be utilised.

Multi-fuel stoves

Wood chip and pellet biomass appliances

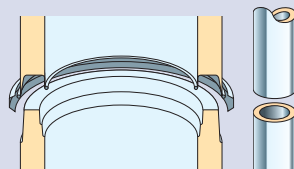
Gas / Oil pressure jet appliances

Gas and Kerosene condensing appliance\*

Atmospheric appliances

Ranges & cookers

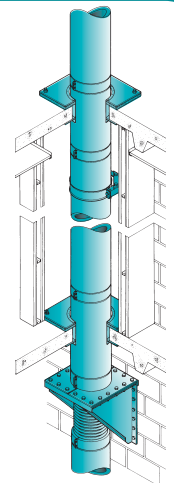
\* Nova can only be used on Kerosene condensing  
appliances below 300mm internal diameter.



# EUROPA

Multi-application exhaust duct and chimney system  
designed to convey gases, particles, fumes, smoke  
and products of combustion from a wide range of  
engineering, combustion and process equipment

High pressure exhaust  
system up to 15KPa  
750°C maximum  
operating temperature  
4-hour Fire Rated to BS  
476 Part 24  
Approved by Lloyds  
Register of Shipping for  
off-shore applications  
Ideal for stand-by  
generators, CHP and  
industrial process  
applications  
1mm 316L stainless liner  
as standard



Diameters: 100 – 1200mm

Construction: Twin wall

Insulation: Mineral-wool or air (25, 50 & 100mm  
annulus option available)

Material: Stainless steel

Temperature:  
750°C continuous /1000°C intermittent

Pressure capability:  
Up to 15KPa

Mode of operation:  
Negative or positive pressure/condensing

Approvals:  
4 hour fire rating BS 476 part 24

Certification: Loss Prevention Council  
Lloyds Register of Shipping

Environment: Internal and external

Requirements: Either bellows or expansion  
lengths must be used to compensate for  
expansion within the system

Oil and Gas stand-by generators

CHP

Particle extraction

Quench vents for MRI Scanners

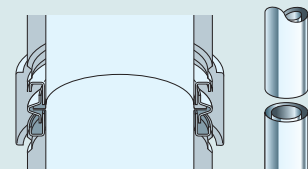
Fire rated kitchen extract ducts

Commercial / industrial steam, hot water and heating  
boilers

Condensing appliances

Off-shore installation (Oil Rigs, Shipping etc)

High pressure / high temperature applications



The wide range of SFL products offer the very best and latest technology, together with tried, tested and proven performance to ensure that the needs of specifiers and users are exceeded.

Our experienced sales engineers provide expert advice on all aspects of design and application, with after sales service and spares availability guaranteed by our network of regional service engineers and spares stockists strategically located throughout the UK.



Contact us for information and advice about our expert service.

Pottington Business Park  
Barnstaple  
Devon EX31 1LZ  
United Kingdom

Tel: +44 (0) 1271 326633  
Fax: +44 (0) 1271 334303  
[www.sfchimneys.com](http://www.sfchimneys.com)  
Email: [info@sfchimneys.com](mailto:info@sfchimneys.com)

The information contained in this brochure was accurate at the date of publishing. However the company reserves the right to introduce at any time modifications and changes of details as may be necessary. To avoid any misunderstanding, interested parties should contact the company to confirm whether any material alterations have been made since the date of this brochure.

